

Overview - Public Entities Quarterly Reporting

Approved receipts

25,6

24,3%

Approved spending

28,6

20,9%

Surplus/(deficit)

-3,0

- ☐ R billion
- ☒ R million
- ☐ R thousand

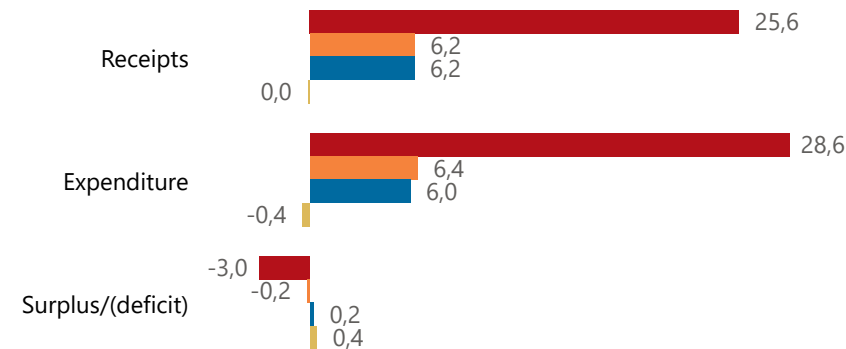


national treasury


Department:
National Treasury
REPUBLIC OF SOUTH AFRICA

Consolidation

● Approved ● Forecast ● YTD ● Variance



Composition of receipts



Composition of spending



Functional grouping



Quarter

1

Cluster

All

Department

Sport, Arts and Culture

Entity

uMsunduzi Museum

Spending by PFMA schedule

3A

6,0

Public Entities Receipts

Approved sales of G&S

0,7

25,0%

Approved transfers

23,8

25,0%



national treasury

Department:
National Treasury
REPUBLIC OF SOUTH AFRICA

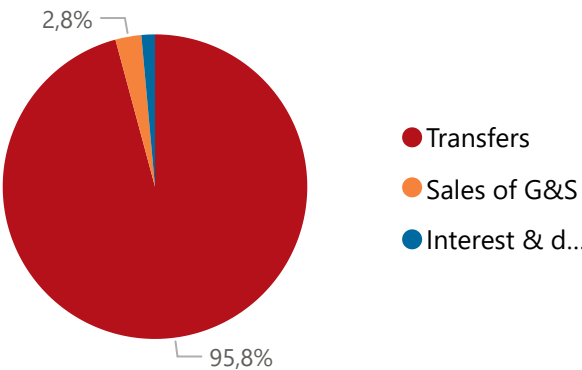
- ☐ R billion
- ☒ R million
- ☐ R thousand

Actual vs Forecast

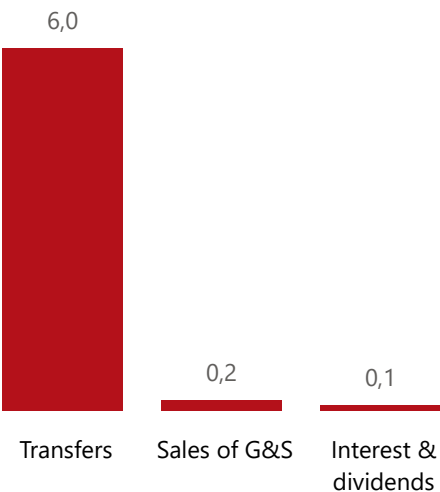
● Approved ● Forecast ● YTD ● Variance



Composition of receipts



Top 5 Receipts



Quarter

1

Cluster

All

Department

Sport, Arts and Culture

Entity

uMsunduzi Museum

Top 5 Transfers



Receipts

Level 3	Approved	YTD	% YTD
Transfers	23,8	6,0	95,8%
Sales of G&S	0,7	0,2	2,8%
Interest & dividends	1,1	0,1	1,4%
Total	25,6	6,2	100,0%

Top 10 Entities

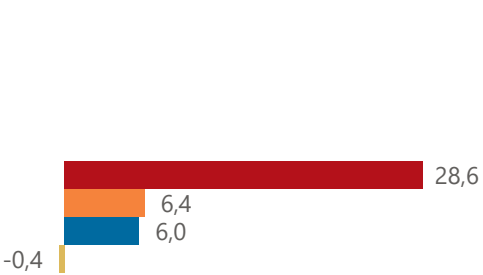


Public Entities Spending

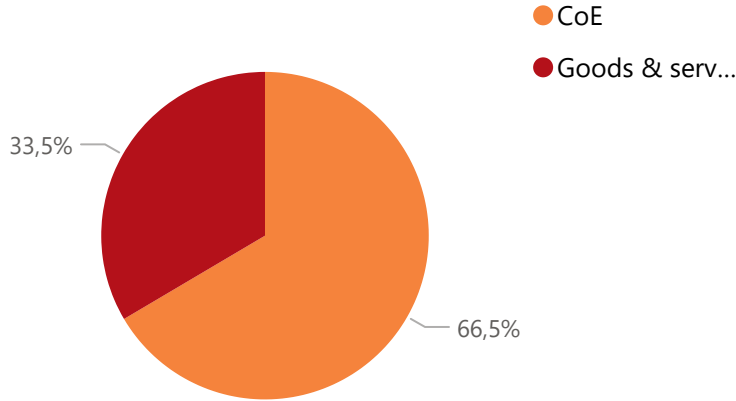
Approved CoE	Approved G&S	Approved transfers
16,224,5%	12,416,2%	51,124,3%

Actual vs Forecast

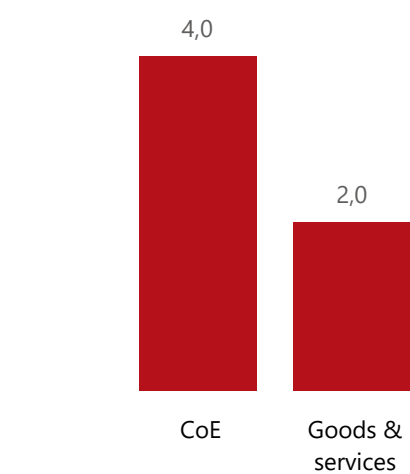
● Approved ● Forecast ● YTD ● Variance



Composition of spending



Top 5 Goods & services



Capital assets

Spending

Level 3	Approved	YTD	% YTD
CoE	16,2	4,0	66,5%
Goods & services	12,4	2,0	33,5%
Total	28,6	6,0	100,0%

Top 10 Entities



national treasury
Department:
National Treasury
REPUBLIC OF SOUTH AFRICA

- R billion
- R million
- R thousand

Quarter

1

Cluster

All

Department

Sport, Arts and Culture

Entity

uMsunduzi Museum